

COSBI LAB
How to Model 2
Dynamics



Component Definition

```
graph TD; A[Component Definition] --> B[Dynamic Definition]; B --> C[Parameter Quantification]; C --> D[Simulations]; D --> E[Visualization];
```

Dynamic Definition

Parameter Quantification

Simulations

Visualization

Component Definition

```
graph TD; A[Component Definition] --> B[Dynamic Definition]; B --> C[Parameter Quantification]; C --> D[Simulations]; D --> E[Visualization];
```

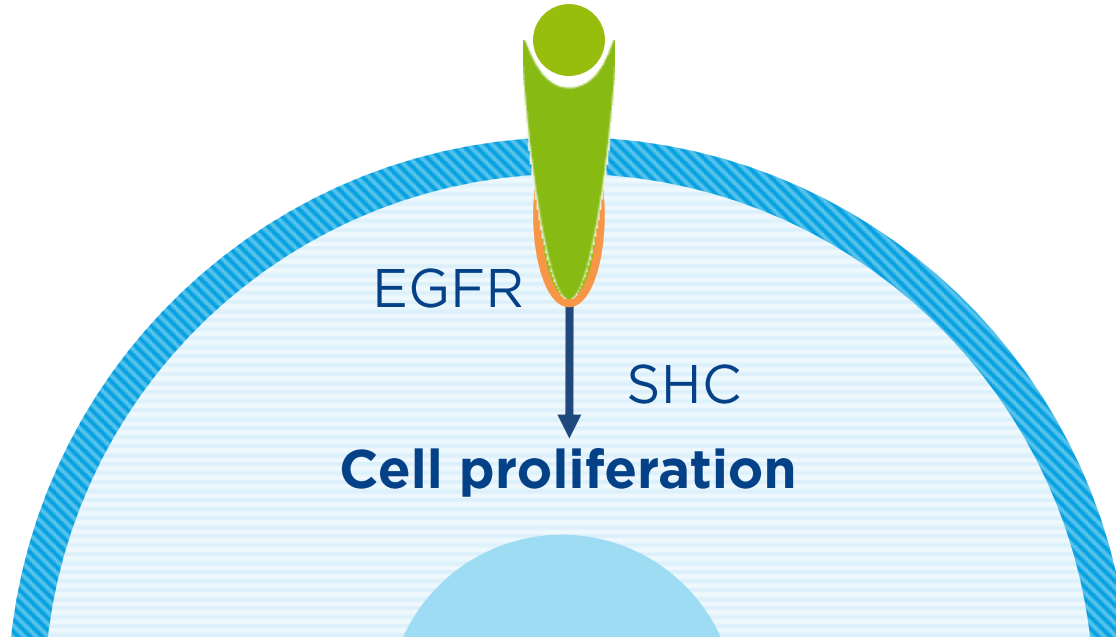
Dynamic Definition

Parameter Quantification

Simulations

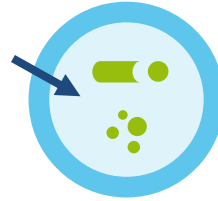
Visualization

EGFR Receptor



4 Different Dynamic Types

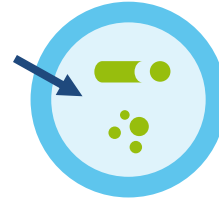
1) Global Dynamics



4 Different Dynamic Types

1) Global Dynamics

2) Binding Dynamics

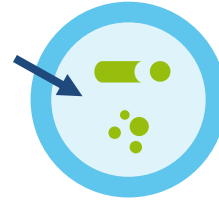


4 Different Dynamic Types

1) Global Dynamics

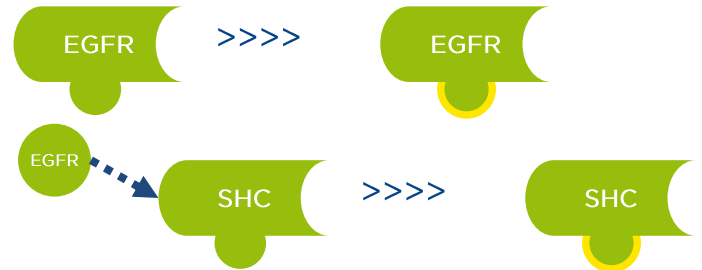
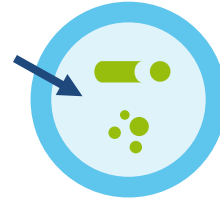
2) Binding Dynamics

3) Monomolecular Dynamics



4 Different Dynamic Types

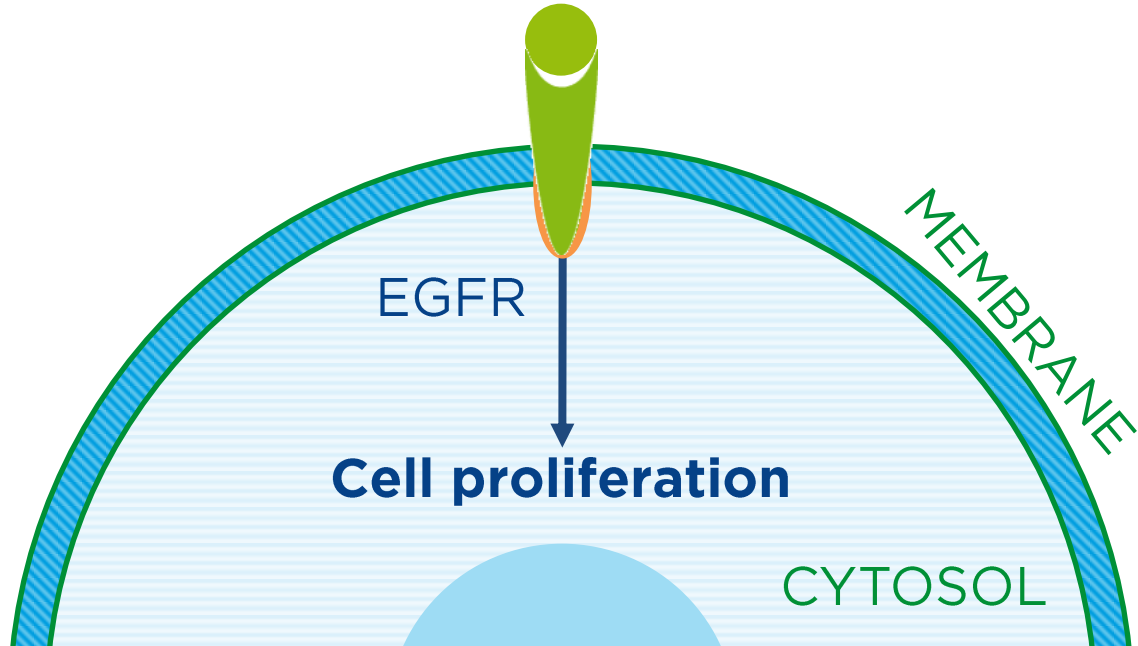
- 1) Global Dynamics
- 2) Binding Dynamics
- 3) Monomolecular Dynamics
- 4) Bimolecular Dynamics



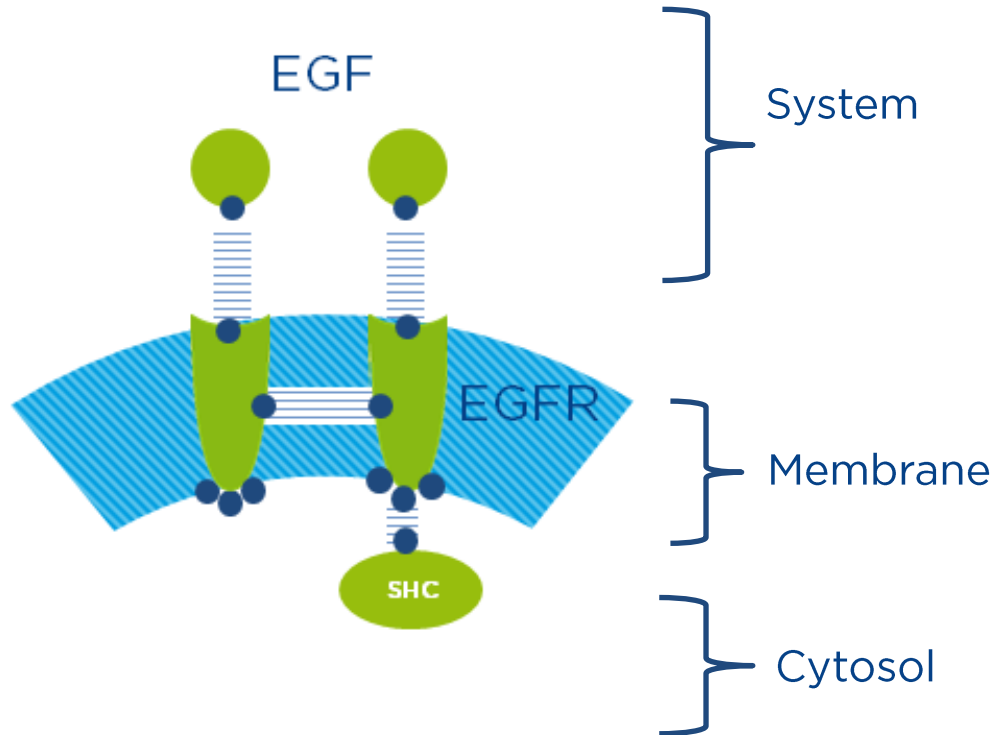
Space in COSBI LAB

● EGF

SYSTEM

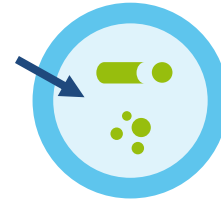


EGFR Receptor in COSBI LAB



COSBI LAB

- 1) Global Dynamics
- 2) Binding Dynamics
- 3) Monomolecular Dynamics
- 4) Bimolecular Dynamics



COSBI LAB
How to Model 2
Dynamics

